

WE WANT YOUR SELFIE PORTRAIT



THE YEARBOOK STAFF WANTS TO INCLUDE EVERY STUDENT, BUT WITHOUT TRADITIONAL STUDENT IMAGES, WE NEED YOUR HELP!

STEP ONE: TAKE A PORTRAIT AT HOME




YES!

- Use even, natural lighting.
- Take photograph against a clean background.
- Include student's full head and shoulders.
- Avoid props and filters.
- Adhere to school dress code guidelines.
- Submit a high resolution color photo.
- Save as jpeg.



NO!

- Don't crop too closely around the face.
- Don't shoot the whole body: Think portrait!
- Don't include other people in the photo.
- Avoid shadows, subject looking down, distracting backgrounds.



STEP TWO: FIND YOUR SCHOOL SITE IN HJ eSHARE

- On your computer, go to www.hjeshare.com.
- Or, download the free mobile app HJ eShare from Google Play or the App Store.
- THEN USE OUR SCHOOL CODE:

akknights



- **WEB-BASED APP:**
Fill in info, click upload portrait.
- **MOBILE APP:**
Fill in info, click upload portrait.

STEP THREE: CHOOSE YOUR PHOTO, CROP, UPLOAD

- Select portrait photo, crop leaving space above the head and including the shoulders.
- Fill in student's name, teacher (if applicable) and grade.
- Confirm and upload.

PLEASE COMPLETE THESE STEPS BY THE FOLLOWING DATE:

Monday, February 8, 2021

